


woodworkers louvre galleries + accessories

louvre galleries



number of blades	gallery height	handle quantity
3	292mm	1
4	381mm	1
5	470mm	1
6	559mm	1
7	648mm	1
8	737mm	2
9	826mm	2
10	914mm	2
11	1003mm	2
12	1092mm	2
13	1181mm	2
14	1270mm	2
15	1359mm	3
16	1448mm	3
17	1537mm	3
18	1626mm	3
19	1715mm	3
20	1803mm	3
21	1892mm	3
22	1981mm	4
23	2070mm	4
24	2159mm	4
25	2248mm	4
26	2337mm	4
27	2426mm	4
28	2515mm	4
29	2604mm	5
30	2693mm	5

number of blades	gallery height	handle quantity
2	305mm	1
3	445mm	1
4	584mm	1
5	724mm	1
6	864mm	1
7	1003mm	2
8	1143mm	2
9	1283mm	2
10	1422mm	2
11	1562mm	2
12	1702mm	2
13	1842mm	3
14	1981mm	3
15	2121mm	3
16	2261mm	3
17	2401mm	3
18	2540mm	3
19	2680mm	4
20	2820mm	4

- NOTES**
- All controls are on the left hand gallery as standard. Right hand controls available to order.
 - Maximum 7 blades per control on 102mm galleries and 6 blades on 152mm galleries.
 - Key locking option available at additional cost.
 - Glass louvre galleries take 152 x 6mm or 102 x 6mm polished edge glass blades.
 - Timber louvre galleries are available that accept 102 x 13.5mm or 152 x 13.5mm profile timber blades.
 - Standard colours are black, pearl white + silver anodised.

add 6mm to heights for weatherstrip


add 6mm to heights for weatherstrip

spirals + pulleys



spiral number	body length	spiral number	body length
361 - 20	320mm	361 - 48	725mm
361 - 22	345mm	361 - 410	750mm
361 - 26	395mm	361 - 50	775mm
361 - 28	420mm	361 - 52	800mm
361 - 30	470mm	361 - 54	830mm
361 - 32	495mm	361 - 56	855mm
361 - 34	525mm	361 - 58	880mm
361 - 36	550mm	361 - 510	905mm
361 - 38	575mm	361 - 60	930mm
361 - 310	600mm	361 - 62	955mm
361 - 40	625mm	361 - 64	980mm
361 - 42	650mm	361 - 68	1030mm
361 - 44	675mm	361 - 70	1085mm
361 - 46	700mm	361 - 72	1110mm

Heavy duty Schlegel spiral balances are also available in white and black which are custom made for specific weights. They are POA and have extended lead times



glazing accessories



other stuff



pet doors


DOG DOORS FOR INSTALLATION IN SOLID DOORS



PET DOOR FOR INSTALLATION IN GLASS clear polycarbonate with weatherseal and 4 way locking system.



vents



woodworkers stealshield + timber accessories

seals

seal extended
seal retracted

7922S auto extending door seal

7921 3 fin under door seal 920mm

7920 3 fin under door seal 1200mm

7926TB pivot brush seal

7923BRW bifold z-seal

7923W bifold z-seal

7924BRW window block seal

7924W window block seal

7925B undersash mohair strip



stealshield screens

top hinge detail

377T timber grain d/hung top hinged stealshield

bottom pushlock detail

new product

stock stealshield panels for stock double hung windows available in timber grain and white.

height x width

- 2074 x 598
- 2074 x 758
- 1761 x 598
- 1761 x 898
- 1461 x 448
- 1461 x 598
- 1461 x 748
- 1461 x 898
- 1161 x 448
- 1161 x 598
- 1161 x 748
- 1161 x 898
- 1161 x 1198
- 961 x 598
- 961 x 748
- 961 x 898

378T safebreeze ventilation door panel with stealshield security mesh and openable, clear glazed, timber grain sash aperture sizes available

- 1048 x 224mm
- 1639 x 169mm

security isn't pricey... it's priceless

STEALSHIELD WINDOW PROTECTION

Stealshield panels provide affordable intruder, insect and bushfire protection and have the convenience of being easily openable for painting, cleaning and escape during emergencies. Stealshields are constructed of woven powdercoated stainless steel mesh with apertures less than 2mm to comply with bushfire regulations, encased in timber grain or white trim to blend unobtrusively with timber joinery.

377W white double hung top hinged stealshield

insect screens

380BZ bronze insect screen mesh

381B black anodized aluminium insect screen mesh

382B black fiberglass micro insect screen mesh

383B black heavy duty pet proof pvc insect screen mesh

384CL clear insect screen toggle 10mm offset

385T 385W stock fiberglass mesh screens for d/hung windows. white + timber grain available

height x width	height x width	height x width
2057 x 713	1441 x 553	1141 x 403
2057 x 553	1441 x 403	941 x 853
1741 x 853	1141 x 1153	941 x 703
1741 x 553	1141 x 853	941 x 553
1441 x 853	1141 x 703	
1441 x 703	1141 x 553	

timber finials & corbels

RF2 RF3

70 x 70 ROOF FINIALS

650 mm our turnery is made in durable hardwood
760 mm customised designs available
950 mm

Ball A 75 x 75

Acorn B 100 x 100

Crown 2 100 x 100

Crown 3 100 x 100

Stock timber balls for external use are made in durable hardwood

FP7 clear grade pine 63 x 34

cedar corbel

T16 320 X 100 X 75

post caps

C3 C4

C7 C8

decorative finial caps for metal or timber post

fit on over

- 90 x 90mm
- 100 x 100mm
- 120 x 120mm
- 125 x 125mm
- 150 x 150mm

they are sold in a mill finish (aluminium) ready to be painted Powder coated POA

refer to item code in current hardware pricelist for costings

woodworkers stealshield + timber accessories